

)

(

| | | |
|--|--|--------------------|
| | | |
| | | |
| | | |
| | | |
| | | |
| | | |
| | | 2018 1 1 2018 6 30 |
| | | |
| | | |
| | | |



2017

| | | | |
|--|------------------|------------------|--------|
| | | | |
| | 5,613,003,955.89 | 4,310,590,753.64 | 30.21% |
| | 618,414,793.65 | 493,718,902.54 | 25.26% |
| | 528,442,767.37 | 470,447,251.70 | |

| | | |
|--|----------------|----|
| | | |
| | -2,227,310.30 | |
| | 114,294,841.12 | |
| | 1,075,284.91 | |
| | 23,081,688.02 | |
| | 89,101.43 | |
| | 89,972,026.28 | -- |

1 —

1 —

1 —

“ ”

1

| | |
|--|------------------|
| | |
| | 2017 |
| | 881,863,218 |
| | 10 6.999907 |
| | |
| | |
| | |

2

2018

| | 5,613,003,955.89 | 100% | 4,310,590,753.64 | 100% | 30.21% |
|--|------------------|--------|------------------|--------|---------|
| | | | | | |
| | 4,647,730,956.03 | 82.80% | 3,381,806,085.13 | 78.45% | 37.43% |
| | 687,606,349.92 | 12.25% | 658,780,451.02 | 15.28% | 4.38% |
| | 253,076,642.36 | 4.51% | 232,506,205.30 | 5.39% | 8.85% |
| | 24,590,007.58 | 0.44% | 37,498,012.19 | 0.87% | -34.42% |
| | | | | | |
| | 2,936,652,540.37 | 52.32% | 2,186,498,229.69 | 50.72% | 34.31% |
| | 1,711,078,415.66 | 30.48% | 1,195,307,855.44 | 27.73% | 43.15% |
| | 687,606,349.92 | 12.25% | 658,780,451.02 | 15.28% | 4.38% |



2018

| | | | | | | |
|--|------------------|------------------|--------|---------|---------|--------|
| | 253,076,642.36 | 212,533,883.51 | 16.02% | 8.85% | 12.69% | -2.86% |
| | | | | | | |
| | 5,550,355,671.86 | 3,499,206,132.68 | 36.96% | 29.54% | 37.19% | -3.51% |
| | 62,648,284.03 | 41,778,752.35 | 33.31% | 141.34% | 134.88% | 1.83% |

1

30%

2018

30.21%

37.86%

| | | | | |
|--|----------------|--------|--|--|
| | | | | |
| | 109,777,826.11 | 15.51% | | |
| | 2,360,804.80 | 0.33% | | |
| | 3,002,088.69 | 0.42% | | |
| | 114,294,841.12 | 16.14% | | |

1



| | | | | | | | |
|--|--|----------------|--|----------------|--------|--|--|
| | | 5,172,756,062. | | 4,281,922,598. | 32.15% | | |
|--|--|----------------|--|----------------|--------|--|--|

| | | | | | |
|--|----------------|--------|----------------|--------|-------|
| | 52 | | 71 | | |
| | 1,804,717,452. | 11.39% | 1,508,681,179. | 11.33% | 0.06% |
| | 44 | | 94 | | |

| | | | | | | | | | | | | | | |
|--|----|----|---------------|---------|----|----|----|----|----|--------------|--------------|--|--|--|
| | | | | | | | | | | | | | | |
| | | | 50,000,000.00 | 100.00% | | | | | | 1,658,258.91 | 1,658,258.91 | | | |
| | -- | -- | 50,000,000.00 | -- | -- | -- | -- | -- | -- | 1,658,258.91 | 5 | | | |


1

| | | | | | | | | | | |
|----------|---|----|------|--|-----------|--|----------|--|-----------|-----------|
| | | | | | | | | | | 307,611.5 |
| | | | | | | | | | | 25,981.14 |
| | | | | | | | | | | 238,910.4 |
| | | | | | | | | | | 14,586 |
| | | | | | | | | | | 4.74% |
| | | | | | | | | | | |
| 2018 | 6 | 30 | 2014 | | 68,659.10 | | | | 22,784.90 | |
| | | | | | 25,415.97 | | 5,000.00 | | 3,262.93 | |
| 3,487.41 | | | | | | | | | | 224.48 |
| | | | | | | | | | | |
| 2018 | 6 | 30 | 2017 | | 38,298.58 | | | | | 83,751.85 |
| | | | | | 54,000.00 | | 6,438.17 | | 6,940.56 | |
| 6,438.17 | | | | | | | 404.39 | | 98.00 | |

2

| | | () | (1) | (2) | (3) (2)/(1) | | | | | |
|-------|--|--------|--------|----------|----------------|---------|-------|----------|--|--|
| | | | | | | | | | | |
| 2014 | | | | | | | | | | |
| 4,000 | | | | | | | | 2016 | | |
| 4 | | 36,152 | 36,152 | | 36,187.84 | 100.10% | 12 31 | 8,912.45 | | |
| 2,000 | | | | | | | | 2016 | | |
| 4 | | 25,430 | 25,430 | 1,862.47 | 24,583.46 | 96.67% | 12 | | | |
| ” | | | | | | | | | | |





1



| | | | | | | |
|--|--|--|--|--|--|--|
| | | | | | | |
|--|--|--|--|--|--|--|

| | | | | | | |
|--|--|--|--|--|--|--|
| | | | | | | |
|--|--|--|--|--|--|--|

2014 08
18

| | | | | | | |
|--|--|--|---|---------------|--|--|
| | | | | | | |
| | | | | | | |
| | | | 1 | | | |
| | | | 2 | 2016 11 01 | | |
| | | | 3 | | | |

| | | | | | | |
|--|--|--|--|--|--|--|
| | | | | | | |
| | | | | | | |
| | | | | | | |

| | | | | | | | | | |
|--------|-------|---------|-----|--------|---|--------|---|------|-----|
| 1 | 2012 | 10 | 10 | | | | | | |
| | | | | | | 1800 | | | |
| | | | | 34352 | | 5.24% | | | |
| 1684 | | 93.556% | 116 | | | 6.444% | | | |
| | | 287 | | | | 7.03 | / | | |
| 2 | | | | | | | | 2013 | 7 5 |
| | | 1800 | | | | | | | |
| | 34352 | 5.24% | | 1730.2 | | 96.12% | | 69.8 | |
| | | 3.878% | | | | | | 287 | |
| 344 | | | | 7.03 | / | | | | |
| 3 | 2013 | 7 | 22 | 2013 | | | | | |
| 4 | 2013 | 8 | 19 | | | | | | |
| | | | | | | | | 344 | 311 |
| | | | | 1800 | | 1730.2 | | 69.8 | |
| 1701.4 | | 1631.6 | | 69.8 | | 2012 | | | |
| | | | | 7.03 | / | 6.83 | / | | |

2013

2013

26

6.83 /

26

6%

345.28

26

8 2015 7 14

17

31.7

2013

31.7

2015 8

10

2013

2014

5

18.2

2015 8 5

| | 2014 | 2015 | 2016 | 2017 |
|----------|----------|----------|---------|--------|
| 357.6468 | 130.5663 | 184.7024 | 38.8819 | 3.4962 |

9 2015 8 20

2014

12 2016 8 18

276 677.35
 2013 677.35
 2016 8 2013
 58 2015
 103.45 2016 11 7

| | | | | |
|--|------|------|------|--|
| | 2013 | 2014 | 2015 | |
|--|------|------|------|--|

6 1

| | | 2013 | | 2017 8 4 | | 2018 | |
|----|-----------|-----------|----------|----------|--|------|-------|
| | 18.9 | | | | | | |
| | | | 19.9 | | | | |
| 17 | 2017 8 18 | | | | | | |
| | | | | | | 263 | |
| | 666.8667 | | | | | | |
| 1 | 2016 6 30 | | | | | | |
| | | | 6,504.40 | | | | |
| | | 83,069.34 | 7.83% | | | | 5,854 |
| | 90.00% | 650.40 | | 10.00% | | | |
| | 1,112 | | | | | 8.24 | |

10 1.500000

10%

QFII

RQFII

2017 6 1

2016

2017 6 1

8.24 /

8.09 /

6 2017 6 13

2016


780.45 2017 -2021

| | 2017 | 2018 | 2019 | 2020 | 2021 |
|--------|--------|--------|--------|-------|------|
| 780.45 | 232.22 | 358.59 | 133.78 | 46.35 | 9.51 |

1

| | | | | | | 377.92 | 0.07% | 1,340 | | | 377.92 | 2018 04 24 | |
|--|--|--|--|--|--|--------|-------|-------|--|--|--------|---------------|--|

267.02 0.08% 1,260 267.02 2018
04 24



2018

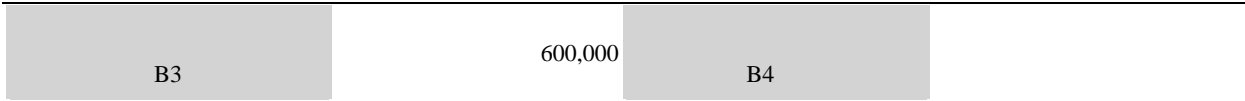
2600

2018 6 30

2

| | | | | | | | | |
|--|---------------|-------|------------|----------|--|--|--|--|
| | | | | | | | | |
| | 2013 04 13 | 1,500 | 2017 07 10 | 277.75 | | | | |
| | 2016 04 23 | 3,000 | 2017 12 29 | 2,641.41 | | | | |
| | 2015 | | | | | | | |





| | | | | | | | | |
|--|--|--|--|--|-----------------------|------|------|--|
| | | | | | <200mg/m ³ | 25 / | / | |
| | | | | | <10mg/m ³ | 2 | 1.35 | |
| | | | | | DB37/23 | / | | |
| | | | | | 74-2013 | | | |

" " 25t/h

95-98%

SCR

80%

95%

2 10t/h

2 15t/h

2017 8

1*25t/h+2*10t/h

2017 1

22

2017 365

1*25t/h

2017 9

2017 10 19

ZWR2017-018

,

2

| | | | | |
|--|--|--|--|--|
| | | | | |
|--|--|--|--|--|

| | | | |
|--|----|----------|-----------|
| | | | |
| | 5% | | |
| | | 2018-010 | 2018 1 25 |
| | | 2018-011 | 2018 2 5 |
| | | | |
| | | | |
| | | 2018-017 | 2018 2 12 |
| | | 2018-018 | 2018 2 1 |
| | 5% | 2018-019 | 2018 2 |
| | | 2018-021 | 2018 2 |

2018-027 2018

| | | | |
|--|----------|-----------|--|
| | | | |
| | 2018-056 | 2018 4 24 | |
| | | | |
| | 2018-065 | 2018 5 11 | |
| | 2018-075 | 2018 5 26 | |
| | | | |
| | 2018-078 | 2018 6 12 | |

1

“ ”

“ ”

2

| | 195,385,728 | 0 | 136,768,189 | 332,153,917 | | - |
|--|-------------|---|-------------|-------------|--|---|
| | 40,093,326 | 0 | 28,064,954 | 68,158,280 | | - |

| | | | | | | | | |
|--|--|-------|------------|----------|------------|------------|--|--|
| | | 1.87% | 28,001,563 | 28001563 | 0 | 28,001,563 | | |
| | | 1.62% | 24,347,476 | 9111547 | 0 | 24,347,476 | | |
| | | 1.45% | 21,707,351 | 8938251 | 0 | 21,707,351 | | |
| | | 1.27% | 19,046,215 | 7593797 | 14,601,751 | 4,444,464 | | |

1.09% 16,303,230 -4733183 0 16,303,230


| | | | |
|----|--|------------|------------|
| | | | |
| | | 15,404,871 | 15,404,871 |
| 10 | | | |
| 10 | | | |
| 10 | | | |
| 10 | | | |
| 4 | | | |

10

10

10

10





| | |
|--|------------|
| | " " |
| | 183,948.89 |
| | " " |
| | |

| | | | |
|--|---------|---------|-------|
| | 100.00% | 100.00% | 0.00% |
| | 100.00% | 100.00% | 0.00% |

30%

1

2018 06 30

| | | |
|--|------------------|------------------|
| | | |
| | | |
| | 2,429,037,131.00 | 2,423,169,504.29 |
| | | |
| | | |
| | | |
| | | |
| | 343,521,062.21 | 376,784,033.09 |
| | | |

2018

| | |
|-------------------|------------------|
| | |
| | |
| 309,524,694.28 | 302,777,595.38 |
| 11,200,191,067.98 | 9,330,631,586.41 |



| | | |
|--|------------------|------------------|
| | 1,360,569,378.89 | 901,040,263.12 |
| | 597,131,784.10 | 598,381,583.47 |
| | | |
| | | |
| | 37,203,789.70 | 52,653,278.92 |
| | 253,781,504.73 | 305,915,610.43 |
| | 7,728,552.24 | 2,879,846.27 |
| | 39,800.00 | 39,800.00 |
| | 1,422,105,883.68 | 1,502,288,199.95 |
| | | |
| | | |
| | | |
| | | |
| | | |
| | | |
| | 6,859,004,051.39 | 4,893,024,627.85 |
| | | |
| | | |
| | 1,468,038,169.62 | 1,430,294,504.46 |
| | | |
| | | |
| | | |
| | | |
| | 2,763,039.46 | 2,763,039.46 |
| | | |
| | 97,798,619.11 | 96,153,474.24 |
| | | |
| | | |
| | 1,568,599,828.19 | 1,529,211,018.16 |
| | 8,427,603,879.58 | 6,422,235,646.01 |
| | | |
| | 1,499,161,856.00 | 881,851,515.00 |
| | 415,175,609.47 | 415,290,965.56 |

2018

| | |
|-------|------------------|
| | |
| | |
| 90.30 | 1,966,261,192.73 |
| 30.00 | 517,902,930.00 |
| 87.53 | -2,866,804.64 |
| | |
| 83.62 | 110,748,883.62 |
| | |



2018

| | | |
|--|------------------|----------------|
| | | |
| | 205,500,000.00 | 205,500,000.00 |
| | | |
| | | |
| | 2,836,974,598.38 | |

| | | |
|--|-------------------|------------------|
| | | |
| | | |
| | 6,511,910,294.70 | 4,024,763,592.36 |
| | | |
| | | |
| | 1,468,038,169.62 | 1,430,294,504.46 |
| | | |
| | | |
| | | |
| | | |
| | | |
| | 1,343,000.14 | 2,686,000.12 |
| | | |
| | | |
| | 1,469,381,169.76 | 1,432,980,504.58 |
| | 7,981,291,464.46 | 5,457,744,096.94 |
| | | |
| | 1,499,161,856.00 | 881,851,515.00 |
| | 415,175,609.47 | 415,290,965.56 |
| | | |
| | | |
| | 1,431,069,060.53 | 2,011,704,566.86 |
| | 517,902,930.00 | 517,902,930.00 |
| | | |
| | | |
| | 110,748,883.62 | 110,748,883.62 |
| | 13,390,104.88 | 333,377,919.76 |
| | 2,951,642,584.50 | 3,235,070,920.80 |
| | 10,932,934,048.96 | 8,692,815,017.74 |

3

| | | |
|--|--|--|
| | | |
|--|--|--|

| | | |
|--|------------------|------------------|
| | 5,613,003,955.89 | 4,310,590,753.64 |
| | 5,613,003,955.89 | 4,310,590,753.64 |
| | | |
| | | |
| | | |
| | 5,018,677,379.38 | 3,779,802,254.55 |
| | 3,540,984,885.03 | 2,568,481,655.42 |
| | | |
| | | |
| | | |
| | | |
| | | |
| | | |
| | | |
| | | |
| | 59,058,692.37 | 39,374,448.56 |

| | | |
|-----|----------------|----------------|
| “ ” | 617,260,448.53 | 491,592,620.20 |
| “ ” | | |
| | 618,414,793.65 | 493,718,902.54 |
| | -1,154,345.12 | -2,126,282.34 |
| | 6,119,327.71 | 4,103,751.57 |
| | 5,282,892.17 | 4,103,751.57 |
| | | |
| 1. | | |
| 2. | | |
| | 5,282,892.17 | 4,103,751.57 |
| 1. | | |
| 2. | | |
| 3. | | |
| 4. | | |
| 5. | 5,282,892.17 | 4,103,751.57 |
| 6. | | |
| | 836,435.54 | |
| | 623,379,776.24 | 495,696,371.77 |
| | 623,697,685.82 | 497,822,654.11 |
| | -317,909.58 | -2,126,282.34 |
| | | |
| | 0.41 | 0.33 |

| | | |
|--|------|------|
| | 0.41 | 0.33 |
| | 0.00 | 0.00 |

4

| | | |
|--|------------------|------------------|
| | | |
| | 2,598,082,065.32 | 2,686,444,232.02 |
| | 2,162,785,264.03 | 2,079,224,026.93 |
| | 17,869,449.08 | 11,499,119.00 |
| | 273,958,509.59 | 216,864,137.89 |
| | | |

| | | |
|----|--|--|
| | | |
| 1. | | |
| 2. | | |
| | | |
| 1. | | |

| | | |
|--|------------------|---------------|
| | | |
| | | |
| | | |
| | | |
| | | |
| | 27,355,611.39 | |
| | 97,500,799.50 | 89,665,316.17 |
| | 5,679,501,485.37 | |

| | | |
|--|------------------|------------------|
| | | 421,673.98 |
| | | |
| | 667,931,657.41 | 593,765,435.38 |
| | -652,563,036.61 | -415,521,445.29 |
| | | |
| | | |
| | | |
| | | |
| | | |
| | 19,354,364.46 | 17,098,184.78 |
| | 2,184,594,113.34 | 1,676,276,622.03 |
| | 937,263,299.42 | 556,575,437.10 |
| | | |

| | | |
|--|-------------------|------------------|
| | 1,936,141,016.59 | 2,875,491,991.47 |
| | 278,917,587.62 | 285,881,350.66 |
| | 220,042,360.08 | 72,292,343.53 |
| | 1,147,265,323.77 | 890,635,490.58 |
| | 3,582,366,288.06 | 4,124,301,176.24 |
| | -1,024,546,510.82 | -973,745,597.25 |
| | | |
| | | |
| | | |
| | 46,790.00 | 690,979.03 |
| | | |
| | 4,473,159.54 | 2,485,935.08 |
| | 4,519,949.54 | 3,176,914.11 |
| | 12,858,861.44 | 17,253,480.11 |
| | 50,000,000.00 | 192,000,000.00 |
| | | |
| | | |
| | 62,858,861.44 | 209,253,480.11 |
| | -58,338,911.90 | -206,076,566.00 |
| | | |
| | | |
| | 1,508,205,748.88 | 1,448,342,058.26 |
| | | |
| | | 4,346,331.28 |
| | 1,508,205,748.88 | |

| | | | | | | | | | | | | | | |
|--|--|--|--|--|--|--|--|--|--|--|--|--|--|--|
| | | | | | | | | | | | | | | |
| | | | | | | | | | | | | | | |
| | | | | | | | | | | | | | | |

| | | | | | | | | | | | |
|-----|--------------------|--|--|--------------------|----------------------|--------------------|--|--|--------------------|-------------------------|----------------------|
| | 881,851, 515.00 | | | 415,290 ,965.56 | 2,011,704 ,566.86 | 517,902,9 30.00 | | | 110,748,8 83.62 | 333,377 ,919.76 | 3,235,070 ,920.80 |
| “ ” | 617,310, 341.00 | | | -115,35 6.09 | -580,635, 506.33 | | | | | -319,98 7,814.8 8 | -283,428, 336.30 |
| | | | | | | | | | | -188,26 3,543.8 8 | -188,263, 543.88 |
| | 14,290.0 0 | | | -115,35 6.09 | 36,660,54 4.67 | | | | | | |



2018

| |
|---|
| 2 |
| |
| |

| | | | | | | | | | |
|--|--|---------|-----------|-----------|--|--|-----------|---------|-----------|
| | | | | | | | | | |
| | | | | | | | | | |
| | | 415,175 | 1,431,069 | 517,902,9 | | | 110,748,8 | 13,390, | 2,951,642 |
| | | ,609.47 | ,060.53 | 30.00 | | | 83.62 | 104.88 | ,584.50 |

| |
|--|
| |
| |
| |

| | | | | | | | | | |
|--|--|--|--|--|--|--|--|--|--|
| | | | | | | | | | |
| | | | | | | | | | |
| | | | | | | | | | |

848.00



2018

| | | | | | |
|------|----|---|------------|-------|-------|
| 2008 | | | 2008 12 31 | 5,276 | |
| | 10 | 5 | 2,638 | | 7,914 |

| | | | | | |
|------|----|----|------------|-------|--------|
| 2009 | | | 2009 12 31 | 7,914 | |
| | 10 | 10 | 7,914 | | 15,828 |

| | | | | | |
|------|--|--|--|--|------------|
| 2010 | | | | | [2010]1816 |
|------|--|--|--|--|------------|

□ 12 31_{5,276}

12 31 2010 1816

6

1

7

8

1

2

“ ”

“ ”

“ ”

9

1

2

11

3

5

6

-

-

12

50%

50%

12

12

12

12

10

1

| | |
|--|--|
| | |
| | |

2

| | |
|--|--|
| | |
| | |
| | |

16

4

3

4

23

1

C

A

D

B

C A B D

2

24

1

1

2

25

/

1

2

1

2

26

1

1

2

2

1

28

1

2

2017 9 5

2012 12

2018 15%

[2011]58

2018 15%

2017 8 10

GR201711000530

15%

2017 2019

2016 11 24

GR201631001623

15%

2016 2018

2016

12 9

GR201644006739

2016 2018

15%

2017 12 1

GR201743001583

15%

2017 2019

2

[2015]16

“

VolatileOrganicCompounds,VOC

420 /

”

1

| | | |
|--|--|--|
| | | |
|--|--|--|



2018

| | | | |
|---------------|---------------|------------------|------------------|
| | | 1,293,505.40 | 4,247,564.82 |
| | | 2,304,055,038.46 | 2,289,159,279.79 |
| | | 123,688,587.14 | 129,762,659.68 |
| | | 2,429,037,131.00 | 2,423,169,504.29 |
| | | 217,316,326.43 | 319,634,554.41 |
| 2018 6 30 | | | 29,525,403.40 |
| 70,351,620.14 | 17,582,355.26 | 6,229,208.34 | 123,688,587.14 |

2

1

| | | |
|--|----------------|----------------|
| | 96,980,808.90 | 99,248,155.13 |
| | 246,540,253.31 | 277,535,877.96 |
| | 343,521,062.21 | 376,784,033.09 |

2

2

81,593,920.16

0.00



3



2

241,182,405.88

48.87%

5

1

| | | |
|--|----------|----------|
| | | |
| | 3,645.37 | 3,645.37 |
| | 3,645.37 | 3,645.37 |

6

1

| | | |
|--|--|--|
| | | |
| | | |

| | | | |
|-----|----------------|---------------|---------|
| 1 | 631,699,181.55 | 31,579,715.27 | 5.00% |
| 1 2 | 32,891,673.46 | 3,289,167.35 | 10.00% |
| 2 3 | 16,890,138.37 | 5,067,041.51 | 30.00% |
| 3 4 | 9,784,193.20 | 4,892,096.60 | 50.00% |
| 4 5 | 3,290,644.98 | 2,632,515.98 | 80.00% |
| 5 | 12,051,824.59 | 12,051,824.59 | 100.00% |
| | 706,607,656.15 | 59,512,361.30 | 8.42% |

ñ



2018

| | | | | | | |
|--|---------------|---------------|--|---------------|--|---------------|
| | 10,079,939.04 | 19,440,391.76 | | 17,024,103.14 | | 12,496,227.66 |
|--|---------------|---------------|--|---------------|--|---------------|

3

4

| | |
|--|------------------|
| | |
| | 9,296,299,763.62 |
| | 1,737,417,990.54 |
| | 8,843,524.78 |

2018

| 1. | 1,169,928,658.92 | 1,141,966,246.50 | 36,273,915.37 | 143,991,846.91 | 2,492,160,667.70 |
|----|------------------|------------------|---------------|----------------|------------------|
| 2. | 164,340,730.80 | 207,259,379.34 | 4,832,425.51 | 9,453,496.45 | 385,886,032.10 |

| | | | | | |
|----|------------------|----------------|---------------|---------------|------------------|
| | | | | | |
| 1. | 1,127,904,795.63 | 976,270,110.72 | 16,937,034.71 | 75,415,465.85 | 2,196,527,406.91 |
| 2. | 991,795,343.65 | 828,699,987.78 | 15,137,843.68 | 75,471,982.10 | 1,911,105,157.21 |

| | | | | | | |
|--|----------------|--|----------------|----------------|--|----------------|
| | | | | | | |
| | 463,000.00 | | 463,000.00 | 380,000.00 | | 380,000.00 |
| | 133,304.79 | | 133,304.79 | | | |
| | 121,709.40 | | 121,709.40 | 121,709.40 | | 121,709.40 |
| | 810,489,219.45 | | 810,489,219.45 | 810,396,810.48 | | 810,396,810.48 |

2

| | | | | | |
|--|--|--|--|--|--|
| | | | | | |
|--|--|--|--|--|--|

| | | | | | | | | | | | | |
|--|----------------|---------------|---------------|---------------|--|---------------|--------|----|--------------|--------------|-------|--|
| | | | | | | | | | | | | |
| | 446,000,000.00 | 1,338,621.99 | 34,252,675.67 | | | 35,591,297.66 | 7.98% | 10 | | | | |
| | 311,068,000.00 | 86,915,351.51 | 35,137,571.25 | 86,763,627.16 | | 35,289,295.60 | 39.24% | 45 | 5,511,745.49 | 3,834,917.02 | 5.60% | |

50,000,000.00 7,714,626.67 12,574,588.44

20,289,215.11 40.58%

| | | | | | | | | | | | | |
|------|-------|----|------|--|--|------|--|--|--|--|--|--|
| 2040 | 00.00 | 96 | 9.91 | | | 9.87 | | | | | | |
| 3 | | | | | | | | | | | | |

30,000,000.00 7,313,652.13 1,564,782.45 1,947,805.78 6,930,628.80 83.85% 90

| | | |
|----|----------------|--------------|
| 1. | 682,653,289.00 | 1,888,846.84 |
|----|----------------|--------------|

| | | | | | |
|--|---------------|--------------|--------------|--|---------------|
| | | | | | |
| | 10,730,262.29 | 4,323,189.22 | 2,244,437.48 | | 12,809,014.03 |

4

| 2018 | | 1,639,910.48 | |
|------|----------------|----------------|----|
| 2019 | 3,489,653.36 | 4,634,299.00 | |
| 2020 | 2,898,703.98 | 15,205,981.34 | |
| 2021 | 15,205,981.34 | 45,880,249.40 | |
| 2022 | 43,885,356.23 | 53,894,065.58 | |
| 2023 | 49,865,362.06 | | |
| | 115,345,056.97 | 121,254,505.80 | -- |

16

| | 236,571,217.57 | 140,976,745.57 |
|--|----------------|----------------|
| | 227,353,848.00 | 63,185,958.00 |
| | 463,925,065.57 | 204,162,703.57 |

17

1

| | 2,359,288,000.00 | 981,534,514.29 |
|--|------------------|------------------|
| | 20,000,000.00 | 29,800,000.00 |
| | 92,925,799.71 | 258,727,975.72 |
| | 82,414,214.29 | 56,589,074.53 |
| | 2,554,628,014.00 | 1,326,651,564.54 |

A

| | 30,000 | 30,000 | 2018 6 30 | 2018 6 30 |
|---|-----------|----------------|-----------|-----------|
| B | 30,000 | | 89,000 | 2018 6 30 |
| C | 38,000 | | | |
| D | 30,000 | 275 454,000.00 | | 2018 6 |
| E | 25,000 | 2018 6 30 | | 21,700 |
| F | 25,000 | 2018 6 30 | | 5,000 |
| G | 108,000 | 2018 6 30 | | 11,500 |
| H | 40,000 | 2018 6 30 | | 30,000 |
| I | | | | 23,000 |
| | 2018 6 30 | 5,500 | | |
| | | | | 6,000 |

| | | | | |
|---|---------------|-----------|---------------|-------|
| M | | 4,600 | 2018 6 30 | |
| | 3,000 | | | |
| N | | 3,000 | 2018 6 30 | |
| | 2,980 | | | |
| O | 6,000 | 2018 6 30 | | 5,000 |
| P | | 7,000 | 2018 6 30 | |
| | 6,000 | | | |
| Q | | 24,000 | 2018 6 30 | |
| | 15,000 | | | |
| R | 4,000 | 2018 6 30 | | 3,000 |
| S | | 7,000 | 2018 6 30 | |
| | 4,000 | | | |
| T | | 5,000 | 2018 6 30 | |
| | 3,000 | | | |
| U | | 5,000 | 2018 6 30 | |
| | 1,000 | | | |
| V | 14,000 | 2018 6 30 | | |
| | 11,803.40 | | | |
| A | 20,000 | | | |
| | 2018 6 30 | | 92,925,799.71 | |
| | 92,925,799.71 | | | |

A

82,414,214.29

2018 6 30

2000

2

0.00

| | | | | |
|--|--|--|--|--|
| | | | | |
|--|--|--|--|--|

18

| | | |
|--|----------------|----------------|
| | | |
| | 625,815,344.05 | 203,174,481.15 |
| | 625,815,344.05 | 203,174,481.15 |

0.00

19

1

| | | |
|--|------------------|----------------|
| | | |
| | 1,037,174,261.51 | 648,529,228.09 |
| | 163,392,976.48 | 141,639,784.07 |
| | 94,231,496.05 | 48,816,419.67 |

| 1 | 46,479,274.49 | 585,790,126.83 | 601,527,103.16 | 30,742,298.16 |
|---|---------------|----------------|----------------|---------------|
| 2 | | 19,810,150.86 | 19,810,150.86 | 0.00 |
| | | | | |

23

| | | |
|--|--------------|--------------|
| | | |
| | 2,759,855.25 | |
| | 3,512,014.99 | 1,423,164.27 |
| | 1,456,682.00 | 1,456,682.00 |
| | 7,728,552.24 | 2,879,846.27 |

24

| | | |
|--|-----------|-----------|
| | | |
| | 39,800.00 | 39,800.00 |
| | 39,800.00 | 39,800.00 |

1

25

1

| | | |
|--|--|----------------|
| | | |
| | | 519,353,718.30 |
| | | |



2018

| | | | | | | | | | |
|----|----------|---|-------|---|----|------|---|----|---|
| 10 | 6.999907 | | 2018 | 6 | 20 | | | “ | ” |
| | 38.48 | / | 22.55 | / | | 2018 | 6 | 20 | |

27



| | | | | | | | | |
|--|--------------|------|------|--|--|--|--------------|--|
| | | | | | | | | |
| | 3,500,000.00 | 0.00 | 0.00 | | | | 3,500,000.00 | |

| | | | |
|---|------|----------|-------------|
| | 10 | 6.999907 | 617,296,051 |
| 2 | 2018 | | |

32

| | | | | |
|--|----------------|--|--|----------------|
| | | | | |
| | 517,902,930.00 | | | 517,902,930.00 |
| | 517,902,930.00 | | | 517,902,930.00 |

33

| | | | | |
|--|--|--|--|--|
| | | | | |
| | | | | |
| | | | | |

| | | |
|--|------------------|------------------|
| | 131,724,271.00 | 131,378,954.33 |
| | 4,348,025,774.72 | 3,861,335,252.07 |

- 1) 0.00
- 2) 0.00
- 3) 0.00
- 4) 0.00
- 5) 0.00

36

| | | | | |
|--|------------------|------------------|------------------|------------------|
| | | | | |
| | | | | |
| | 5,588,413,948.31 | 3,517,648,012.33 | 4,273,092,741.45 | 2,533,694,749.51 |
| | 24,590,007.58 | 23,336,872.70 | 37,498,012.19 | 34,786,905.91 |
| | 5,613,003,955.89 | 3,540,984,885.03 | 4,310,590,753.64 | 2,568,481,655.42 |

37

| | | |
|--|---------------|---------------|
| | | |
| | 21,555,826.01 | 14,442,638.19 |
| | 18,664,748.67 | 11,751,115.28 |
| | 4,669,581.21 | 3,430,335.63 |
| | 9,139,400.13 | 5,869,324.24 |
| | 34,176.62 | 96,124.46 |
| | 4,681,215.01 | 3,465,361.85 |
| | 313,744.72 | 319,548.91 |
| | 59,058,692.37 | 39,374,448.56 |

38

| | | |
|--|----------------|----------------|
| | 194,502,610.34 | 154,051,947.82 |
| | 60,722,929.88 | 43,309,873.39 |
| | 27,548,711.74 | 23,741,637.32 |
| | 53,825,208.56 | 33,535,390.77 |
| | 20,636,824.06 | 21,595,598.13 |
| | 19,981,046.64 | 12,899,110.27 |
| | 8,645,203.97 | 7,594,260.55 |
| | 13,730,895.08 | 4,727,905.18 |
| | 40,068,035.09 | 40,929,725.44 |
| | 704,416,884.43 | |

| | | |
|--|---------------|---------------|
| | | |
| | 18,108,166.79 | 12,142,567.22 |
| | 10,322,356.66 | 1,013,554.46 |
| | 998,370.11 | 609,388.39 |
| | 63,052,866.43 | 30,943,279.00 |

41

| | | |
|--|----------------|----------------|
| | | |
| | 107,361,537.49 | 62,175,342.59 |
| | 2,416,288.62 | -17,536,323.92 |
| | 109,777,826.11 | 44,639,018.67 |

42

| | | |
|---|---------------|--|
| | | |
| | 39,148,814.32 | |
| | 24,368,737.80 | |
| (| 17,858,275.00 | |
| (| 9,497,336.39 | |
| | 6,370,000.00 | |
| | 2,970,000.00 | |



| | | |
|----------|-----------|--|
| | | |
| | 31,600.00 | |
| | 30,600.00 | |
| | 30,300.00 | |
| 2018 6 - | 30,000.00 | |
| 2018 6 - | 29,775.00 | |
| | 16,000.00 | |
| | 10,000.00 | |

| | | | |
|--|------------|-----------|------------|
| | | | |
| | 222,000.00 | 25,000.00 | 222,000.00 |

46

33

47

1

| | | |
|--|---------------|---------------|
| | | |
| | 15,001,772.92 | 11,196,036.32 |
| | 80,238,629.88 | 48,661,559.19 |
| | | 29,243,106.46 |
| | 2,260,396.70 | 564,614.20 |
| | 97,500,799.50 | 89,665,316.17 |

2

| | | |
|--|------------------|----------------|
| | | |
| | 564,490,997.19 | 441,580,950.97 |
| | 519,938,289.78 | 9,817,635.77 |
| | 3,967,234.20 | 22,095,893.50 |
| | 222,000.00 | 79,500.00 |
| | 912,418.06 | 371,409.72 |
| | 1,089,530,939.23 | 473,945,389.96 |

3

| | | |
|--|---------------|--------------|
| | | |
| | 9,400,472.02 | 4,031,971.03 |
| | 4,378,510.52 | |
| | 13,778,982.54 | 4,031,971.03 |

4

| | | |
|--|---------------|---------------|
| | | |
| | 19,354,364.46 | 17,098,184.78 |
| | 19,354,364.46 | 17,098,184.78 |

5

| | | |
|--|---------------|---------------|
| | | |
| | | 11,688,222.25 |
| | 18,108,166.79 | 7,935,801.16 |

50

1

| | | | |
|--|---------------|--------|----------------|
| | | | |
| | -- | -- | |
| | 29,765,801.27 | 6.6166 | 196,948,400.67 |
| | | | |

| | | | |
|--|--|--|--|
| | | | |
| | | | |

2018

| | | | | | | |
|--|--|--|--|---------|--|--|
| | | | | 100.00% | | |
| | | | | 100.00% | | |
| | | | | 100.00% | | |


100.00%



| | | | | | | |
|--|--|--|--|---------|--|--|
| | | | | | | |
| | | | | 100.00% | | |
| | | | | 100.00% | | |
| | | | | 100.00% | | |
| | | | | 100.00% | | |
| | | | | 100.00% | | |
| | | | | 100.00% | | |

L

| | | | | | | | | | | | | |
|--|--|--|--|--|--|--|--|--|--|--|--|--|
| | | | | | | | | | | | | |
| | | | | | | | | | | | | |



| | 41,605.05 | 31,987.38 | 24,098.90 | 27,060.81 |
|--|-----------|-----------|-----------|-----------|
| | 5% | 450.60 | 5% | 136.78 |
| | -5% | -450.60 | -5% | -136.78 |
| | 4% | 0.79 | | |
| | -4% | -0.79 | | |
| | 4% | -370.36 | 3% | -711.41 |
| | -4% | 370.36 | -3% | 711.41 |
| | 4% | 13.72 | 4% | 61.34 |
| | -4% | -13.72 | -4% | -61.34 |
| | 3% | 7.63 | 7% | 3.55 |
| | -3% | -7.63 | -7% | -3.55 |
| | 4% | 2.58 | | |
| | -4% | -2.58 | | |

| | | | |
|------------|------------|--|------------|
| | | | 2018 6 30 |
| 462,278.61 | 2017 12 31 | | 627,887.17 |

| | | | |
|-------------------|------------------|-----------------|-------------------|
| 146,803.82 | - | - | 146,803.82 - |
| 676,509.66 | 60,644.57 | 6,738.29 | 743,892.52 |
| 242,316.95 | | | 242,316.95 |
| 37,678.40 | | | 37,678.40 |
| 465,660.20 | 3,135.35 | 2,578.98 | 471,374.53 |
| 15,366.85 | 1,023.54 | 1,398.23 | 17,788.62 |
| 30,277.76 | | | 30,277.76 |
| 791,300.16 | 4,158.89 | 3,977.21 | 799,436.26 |
| 132,665.16 | | | 132,665.16 |
| 20,317.45 | | | 20,317.45 |
| 90,104.03 | | | 90,104.03 |
| 287.98 | | | 287.98 |
| 3.98 | | | 3.98 |
| 146,552.20 | 3,098.54 | 578.08 | 150,228.82 |
| 143,029.45 | | | 143,029.45 |
| 532,960.25 | 3,098.54 | 578.08 | 536,636.87 |

2

2018 6 30

53.17% 2017 12 31 48.23%

1

2

3

4



| | | | | |
|--|----------------|------------|------------|--|
| | 50,000,000.00 | 2017 05 17 | 2018 05 17 | |
| | 50,000,000.00 | 2017 06 28 | 2018 06 28 | |
| | 15,000,000.00 | 2017 07 10 | 2018 07 10 | |
| | 30,000,000.00 | 2017 12 29 | 2018 12 28 | |
| | 30,000,000.00 | 2017 08 29 | 2018 08 29 | |
| | 60,000,000.00 | 2017 08 28 | 2018 08 28 | |
| | 240,000,000.00 | 2016 01 20 | 2018 01 20 | |
| | 50,000,000.00 | 2018 01 01 | 2020 01 01 | |
| | 30,000,000.00 | 2017 07 26 | 2018 07 26 | |
| | 50,000,000.00 | 2017 04 28 | 2019 04 28 | |
| | 30,000,000.00 | 2017 07 30 | 2019 07 30 | |
| | 50,000,000.00 | 2017 03 21 | 2018 03 21 | |
| | 46,000,000.00 | 2017 07 06 | 2018 10 06 | |

| 1 | | 2013 | | |
|------------|----------|------|----------|----------|
| | | A | 1,800 | 1,730.20 |
| | 69.80 | | | |
| | 1,631.60 | | | |
| 2 | 2013 | A | 69.80 | |
| 3 | 2013 | | 47.6917 | 1.00 |
| 4 | 2013 | | 18.20 | 1.00 |
| 5 | 2013 | | 177.7833 | 1.00 |
| 6 | 2013 | | 12.20 | 1.00 |
| 7 | 2013 | | 103.45 | 1.00 |
| 8 | 2013 | | 38.9333 | 1.00 |
| 9 | 2013 | | 11.00 | 1.00 |
| 1 | 2016 | | 6,312.60 | |
| 5,314.9909 | 997.6091 | | | |
| | 1.00 | | | |
| 2 | 2016 | | 119.00 | 1.00 |

2018

1

| | | | |
|------------------|----------|------------------|---|
| 1 | 2014 8 7 | | A |
| 56,269,553.00 | | 1,273,379,984.39 | |
| 1,251,228,980.07 | | | |

| | | |
|-------|---|-------------------------|
| 4,000 | 4 | 361,520,000.00 |
| 2,000 | 4 | 254,300,000.00 |
| 9 | | 157,000,000.00 |
| 2.4 | | 145,860,000.00 |
| 1 | | 104,700,000.00 |
| | | 227,848,980.07 |
| | | 1,251,228,980.07 |

| | | | | |
|---|-------|--------|---|--------|
| “ | 2,000 | ” | “ | 2.4 |
| | | 14,586 | | 11.66% |

| | | | |
|-----------|--------|-----------|-----------|
| 2018 6 30 | 2014 | 68,659.10 | 22,784.90 |
| | | 25,415.97 | 5,000.00 |
| 3,262.93 | | 3,487.41 | 3,262.93 |
| | 224.48 | | |

| | | | |
|------------------|-----------|------------|------------------|
| 2 | 2017 9 25 | 18,400,000 | 100 |
| 1,840,000,000.00 | | | 1,824,886,000.00 |

2018

| | | | |
|------------------|------------------|-----------------|------------------|
| | | | |
| 4,630,096,316.84 | 1,885,262,738.06 | -902,355,099.01 | 5,613,003,955.89 |
| 3,727,741,217.83 | 1,885,262,738.06 | | 5,613,003,955.89 |
| 902,355,099.01 | | | |

2

2018 6 30

| | | |
|--|-------------|---------------|
| | | |
| | 371,693,980 | 6,322,514,600 |
| | 37,229,794 | 633,278,796 |
| | 167,397 | 2,847,423 |
| | | |

8

2018

1

1

| | 3,286,874,779.71 | 99.99% | 158,958,360.05 | 4.84% | 3,127,916,419.66 | 1,963,062,024.27 | 99.98% | 103,069,774.24 | 5.25% | 1,859,992,250.03 |
|--|------------------|---------|----------------|---------|------------------|------------------|--------|----------------|---------|------------------|
| | 340,448.75 | 0.01% | 340,448.75 | 100.00% | 0.00 | 340,448.75 | 0.02% | 340,448.75 | 100.00% | 0.00 |
| | 3,287,215,228.46 | 100.00% | 159,298,808.80 | 4.85% | 3,127,916,419.66 | 1,963,402,473.02 | | | | |

2

55,888,585.81

0.00

| | | |
|--|--|--|
| | | |
|--|--|--|

3

682,032,611.10

20.75%

34,101,630.56

2

1

| | 3,117,364,796.72 | 100.00% | 30,930,869.60 | 8.34% | 3,086,433,927.12 | 2,142,669,636.52 | 99.95% | 12,283,984.90 | 0.57% | 2,130,385,651.62 |
|--|------------------|---------|---------------|-------|------------------|------------------|---------|---------------|---------|------------------|
| | | | | | | 1,130,330.80 | 0.05% | 1,130,330.80 | 100.00% | 0.00 |
| | 3,117,364,796.72 | 100.00% | 30,930,869.60 | 8.34% | 3,086,433,927.12 | 2,143,799,967.32 | 100.00% | 13,414,315.70 | 0.63% | 2,130,385,651.62 |

| | | | |
|---|----------------|---------------|-------|
| 1 | 339,310,199.44 | 16,965,509.97 | 5.00% |
|---|----------------|---------------|-------|

2018

| | | | | | |
|--|--|----------------|----|--------|------|
| | | 290,215,389.47 | 1 | 9.30% | 0.00 |
| | | 279,248,724.59 | 1 | 8.96% | 0.00 |
| | | | -- | 54.68% | 0.00 |

1

| | | |
|--|---------------|--|
| | | |
| | -2,227,310.30 | |
| | | |

2018